



ARCTIC ARMOR SAFETY COVERS

MEASURING AND ORDERING FORM

Date _____ Order Estimate Company Name _____

COVER TYPE

- 12-Yr. Standard Mesh
- 12-Yr. Solid w/Mesh Drain Panel
- 15-Yr. Gold Mesh
- 15-Yr. Gold Solid w/Mesh Drain Panel

COVER COLOR

- Green Blue
- Green Blue
- Green Blue
- Green

SPACING

- 5' x 5'
- 3' x 3'

ANCHOR TYPE

- Concrete
- Wood Deck

SOLD TO:

Name _____

Address _____

City _____ State _____ Zip _____

Phone # _____ Fax # _____

SHIP TO:

Name _____

Address _____

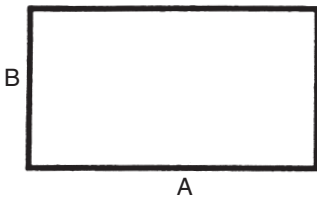
City _____ State _____ Zip _____

E-mail Address _____

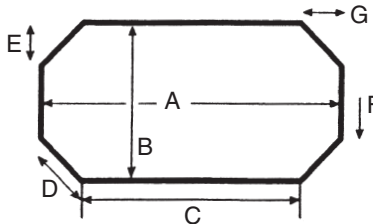
PLEASE FILL IN ALL MEASUREMENTS BELOW FOR YOUR POOL TYPE
CHECK SELECTED POOL TYPE

RECTANGLE

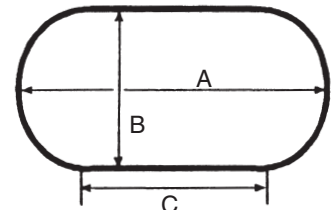
INDICATE CORNER TYPE BELOW



GRECIAN

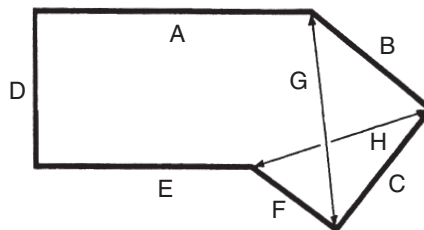


OVAL

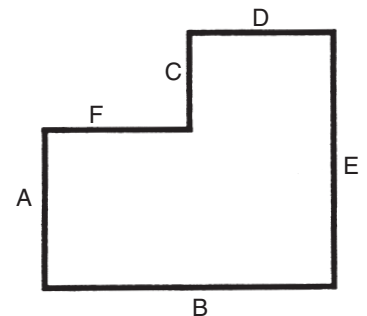


LAZY L

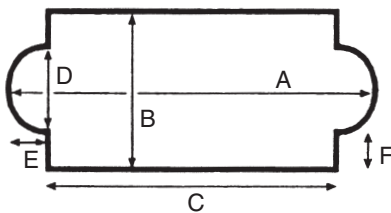
INDICATE LEFT OR RIGHT "BEND" FROM DEEP TO SHALLOW END



TRUE L



ROMAN



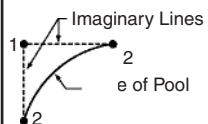
CORNER TYPE:

90 Degree Corner



No measurements required for square corners.

Radius/Rounded Corner



Point 1 to Point 2: _____

PROVIDE DRAWING TO SHOW STEP LOCATION AND DIMENSIONS AND ANY CUT-OUT INFORMATION

THE ABOVE POOL TYPES ARE MADE WITH 5'X5' SPACING UNLESS OTHERWISE SPECIFIED

FILL IN POOL DIMENSIONS BELOW

A. _____ E. _____
B. _____ F. _____
C. _____ G. _____
D. _____ H. _____

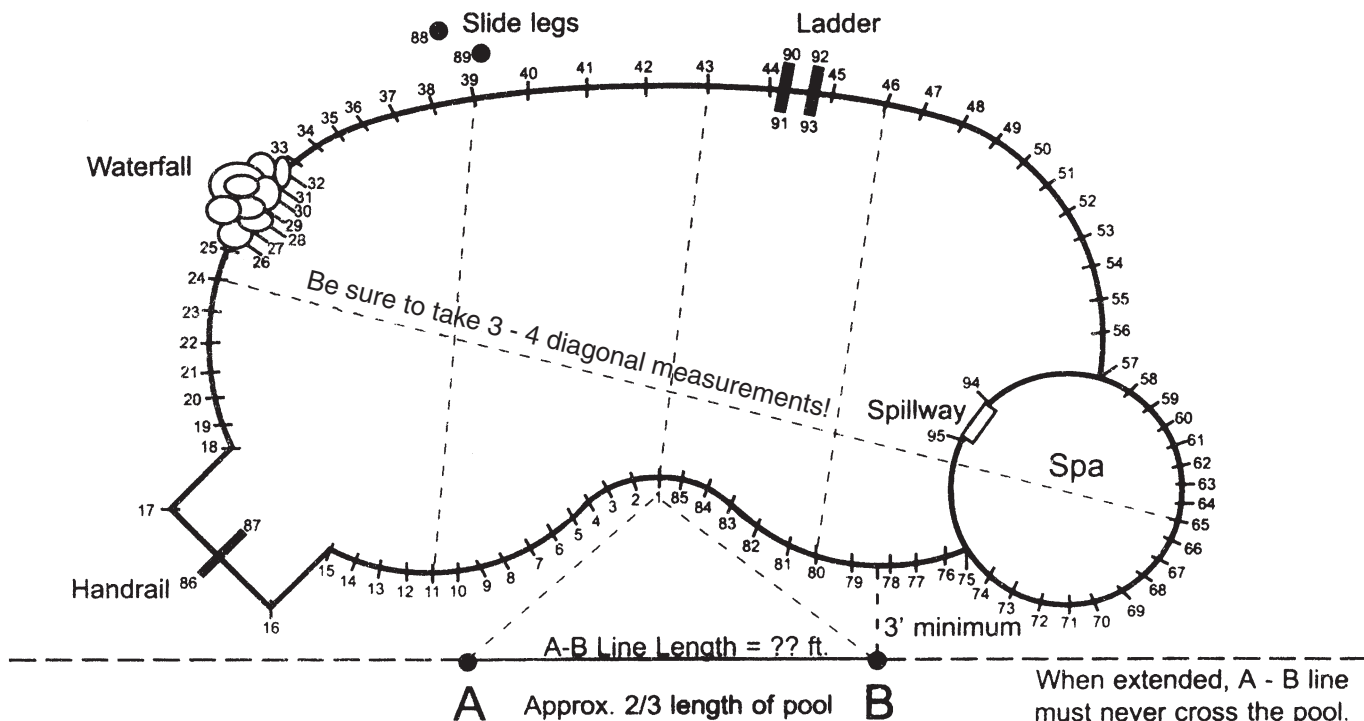
All gunite pools must be AB measured due to their lack of symmetry.

A-B MEASURING INSTRUCTIONS

Necessary for all free-form pools and ovals w/ step other than center end.

1. a. Draw a sketch of the pool shape on the grid provided.
 - b. To represent your A-B line, mark 2 points on the deck in a straight line approximately 3'-4' from the pool's edge and about two-third's (2/3) the length of the pool. "A" must always be to the left of "B" as you face the pool.
 - c. Make sure the pool is totally in front of the A-B line. This is a must because your measurements will be incorrect if this instruction is not observed.
 - d. Measure the A-B line, and on your sketch, note its length and position in reference to the pool.
2. a. Use chalk to mark and number points clockwise around the entire pool at approximately 3 foot intervals. Point #1 must be directly across from the center point of your A-B line. Make sure your marks are on the inside edge of the pool. Make each step corner a numbered point. Measure sharp curves and angles at 1' to 2' intervals or less. Any obstructions such as ladders, slides, rocks, waterfalls, etc. should be a numbered point. Measure these last after complete all pool points.
 - b. Obstructions away from the water's edge but within the 18" overlap area should be numbered last on the A-B line form, not in succession as you measure around the pool's edge.
 - c. Make sure to include steps, ladders, waterfalls or any other non-removable obstruction on your sketch.
3. Record measurements from point A and B to all the points you have marked around pool perimeter.
 - a. Secure the end of your 100 ft. measuring tape to "A" on your A-B line and measure the distance to point #1 and note the distance in the "A" column on the chart provided. Continue around the pool until you have recorded all your points with an "A" measurement.
 - b. Secure the end of your 100 ft. measuring tape to "B" and repeat the step above from "B" on your A-B line.
4. a. Take 3-4 diagonal measurements randomly from numbered points on the pool and note in the spaces provided.

Items such as slide legs, ladders (that are not removable), etc. that are with 2' of pool will be cutouts. Measure these items after all pool points are finished.



POOL TYPE

VINYL

package pool brand

GUNITE

OTHER

Overall length _____, from point _____ to point _____ (longest point).

Overall width _____, from point _____ to point _____ (widest point).

Additional cross dimensions: Pt# _____ to Pt# _____, Pt# _____ to Pt# = _____, Pt# _____ to Pt# = _____.

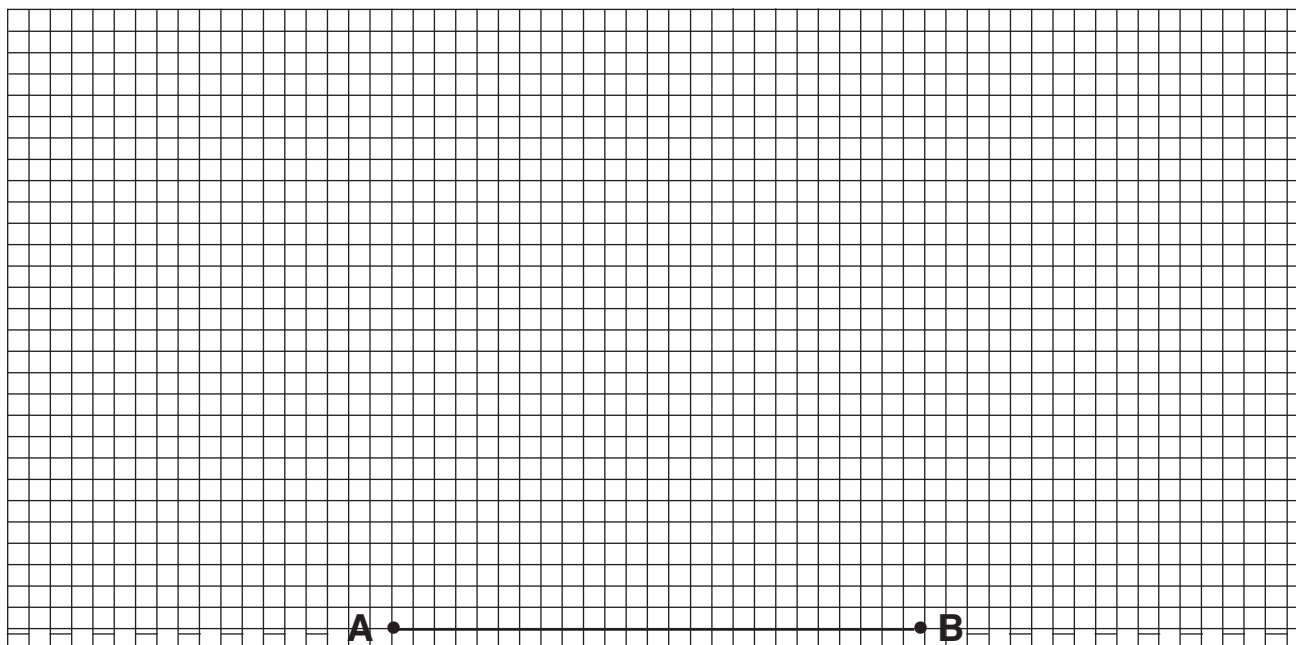
* **The distance between A and B is** _____

Show A B in relation to the pool (on sketch)

* **Indicate areas where the deck is less than 4' from waterline of the pool** _____

| No. | A | B | No. | A | B | No. | A | B | No. | A | B | No. | A | B |
|-----|---|---|-----|---|---|-----|---|---|-----|---|---|-----|---|---|
| 1 | | | 17 | | | 33 | | | 49 | | | 65 | | |
| 2 | | | 18 | | | 34 | | | 50 | | | 66 | | |
| 3 | | | 19 | | | 35 | | | 51 | | | 67 | | |
| 4 | | | 20 | | | 36 | | | 52 | | | 68 | | |
| 5 | | | 21 | | | 37 | | | 53 | | | 69 | | |
| 6 | | | 22 | | | 38 | | | 54 | | | 70 | | |
| 7 | | | 23 | | | 39 | | | 55 | | | 71 | | |
| 8 | | | 24 | | | 40 | | | 56 | | | 72 | | |
| 9 | | | 25 | | | 41 | | | 57 | | | 73 | | |
| 10 | | | 26 | | | 42 | | | 58 | | | 74 | | |
| 11 | | | 27 | | | 43 | | | 59 | | | 75 | | |
| 12 | | | 28 | | | 44 | | | 60 | | | 76 | | |
| 13 | | | 29 | | | 45 | | | 61 | | | 77 | | |
| 14 | | | 30 | | | 46 | | | 62 | | | 78 | | |
| 15 | | | 31 | | | 47 | | | 63 | | | 79 | | |
| 16 | | | 32 | | | 48 | | | 64 | | | 80 | | |

PLEASE ANSWER ALL QUESTIONS ON BACK OF PAGE



**A-B line or extensions of, cannot intersect pool;
"A" must be left of "B"; number all points in clockwise direction**

